

# WISE

## LIVING PRODUCTS

### PLATINUM SERIES "CENTRA-COIL"

## **QUALITY HOT WATER SERVICE**

### **INSTALLATION AND OWNERS MANUAL**

#### **WARNING**

**This water heater should be installed in accordance with the requirements of AS 3500.4.**

**The owner should also be aware of any limitation on the suitability of the water heater for use with water of specified poor quality, and any need for water softening treatment as per AS 3500.4.**

**Wise Living Products a division of Albury Consolidated Industries Pty Ltd  
Incorporating Solar~Mio, Thermalux and Metal Dynamics**

# PLATINUM SERIES

**WARNING: \*Hot Water Storage Tank should be installed by a licensed trades person.**

**\*The installation may require the addition of a tempering valve.**

**\*Where a drip tray is supplied and fitted, ensure the tank is separated from the tray by timber slats to prevent electrolysis and insure that the tray will drain.**

## **WARRANTY:**

**The tank is covered by a minimum 5 year warranty. The electric element, thermostat are warranted for one year.**

**\*(Please see instruction manual for any additional warranty details.)\***

## **WARNING**

**HEATING CIRCUIT MAY CONTAIN SYSTEM CONDITIONERS  
RUST OR ANTI FREEZE INHIBITORS WHICH COULD BE  
INJURIOUS TO HEALTH.**

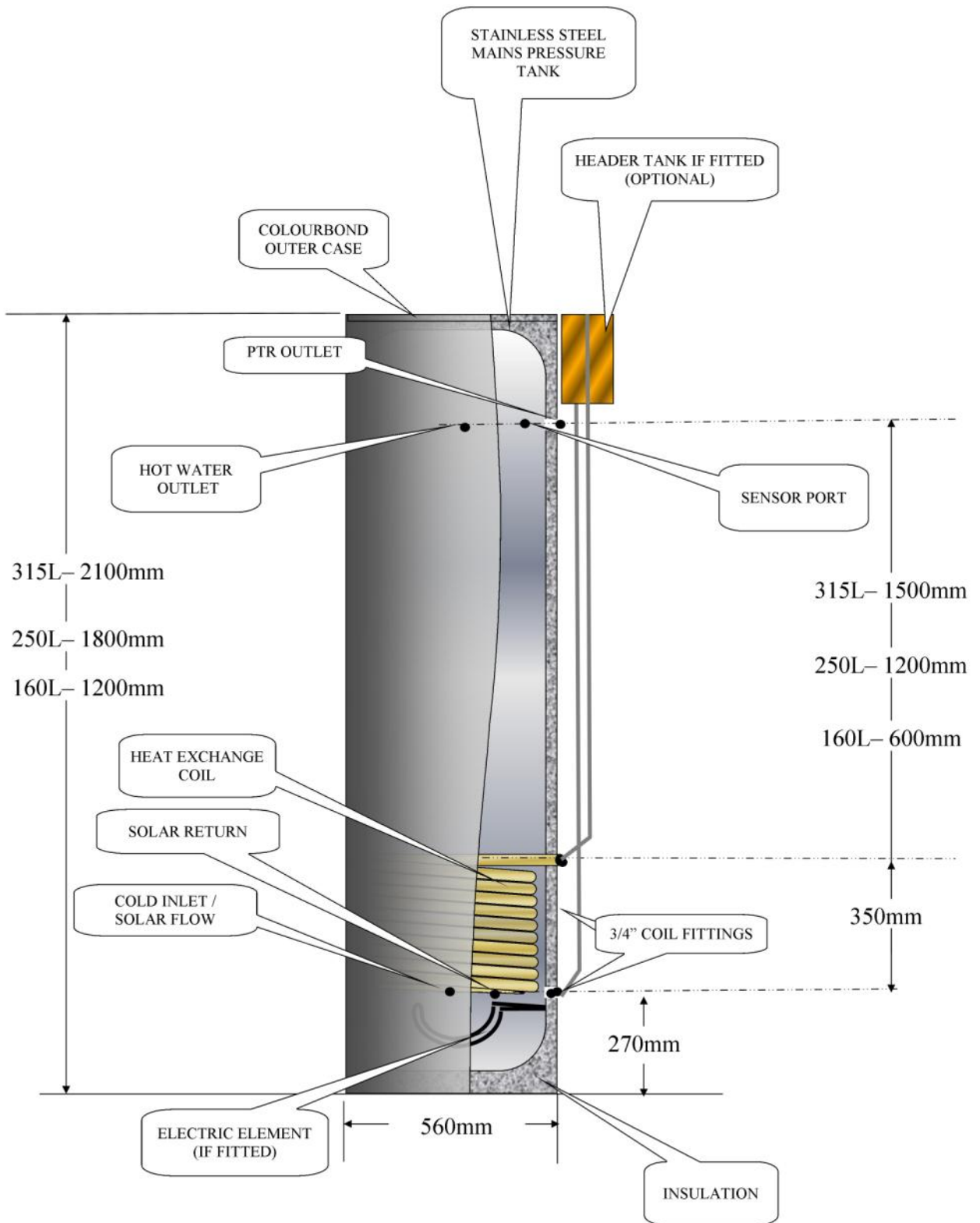
**SERVICING IS TO BE CARRIED OUT BY AUTHORIZED AGENT.  
COLLECT FLUID FOR APPROPRIATE DISPOSAL.**

\*“Platinum Series” is supplied with a 700kPa/99C Pressure Temperature Relief Valve .

\*Expansion Control Valves may be required in some areas. Check with local authority or licensed installer.

\*Mains water pressure must not exceed 500kPa, The hot water heater must be fitted with an approved 500kPa pressure limiting valve. Failure to do so will void warranty

# WISE LIVING CENTRA-COIL MAINS PRESSURE HOT WATER SERVICE



# PLATINUM SERIES

Congratulations on choosing a “Wise Living “PLATINUM SERIES” hot water service. The unit has been manufactured to Australian Standards AS3498 - AS1056 and incorporates an all Stainless steel cylinder.

## **“Platinum” electric water heater**

The “Platinum Series” is a Stainless steel hot water service which are renowned for their longevity and will provide hot water for many years. The standard tank is an electric storage water heater that can be heated using standard or “off peak” electricity. Your electricity supply provider can furnish you with information in relation to the “off peak” tariff applicable to your particular location.

The “Platinum” hot water service heats potable water in the storage cylinder by one or more immersion elements (depending on model). A thermostatically controlled electric element in the bottom of the cylinder can be connected to normal or “off peak” power supply. A second optional booster element in the top of the cylinder (in twin element models) is used to heat additional hot water as required. The heated water rises up the cylinder by natural convection to the top where it is ready for use

As hot water leaves the storage cylinder, it is replaced by cold water, which enters at the bottom of the cylinder by means of a 500kPa Pressure Limiting Valve. Wise Living recommends flushing the hot water tank at intervals as advised by your local licensed plumber.

## **Hot Water Safety**

In accordance with A.S.3500.4, it is recommended that where required a temperature control device or mixing valve be fitted between the water heater and bathroom, ensuites and personal hygiene areas to reduce the risk of scalding. This is achieved by controlling water temperature to below 50°C.

## **PTR Valve**

The “Platinum” hot water service is supplied with a 700kPa PTR (Pressure Temperature Relief Valve) It is recommend you operate the relief lever of the PTR valve once every 6 months. It is important you raise and lower the lever gently. The PTR valve is designed to allow small quantities of hot water to discharge during heating to allow for hot water expansion.

# PLATINUM SERIES

Should a continuous discharge occur, we recommend that you consult your licensed plumber as this may indicate a defective PTR valve, defective thermostat, or abnormal high mains water pressure.

## **Mains Water Supply**

The water inlet pressure must not exceed 500kPa. If mains water pressure exceeds 500kPa an approved pressure reduction valve must be fitted.

**Failure to fit device will VOID warranty.**

An approved Duo Valve (isolating / non return Valve), expansion control valve (and where advised or necessary a line strainer and/or water conditioning filter) are recommended between the cold water supply main and the cold water inlet of the "Platinum Series" tank.

Water connection should be as shown in *diagram FIG 1*.

It is recommended that hot water outlet pipes are fully insulated, especially for external units, and that the hot water outlet pipe is slightly curved or stepped down adjacent to the water heater outlet to provide a positive heat trap and avoid thermal siphoning from the water heater.

## **Poor Water Areas**

The "Platinum Series" Hot water heater is a Stainless Steel Cylinder which does not require a sacrificial anode. The "Platinum Series" hot water heater will provide many years of life in most instances if connected to reticulated water supply. (Which is found in most metropolitan areas.) Connecting the hot water heater to water supply other than a reticulated water supply such as Bore or Spring water is not recommended.

Connecting Hot water system to poor water supply may void warranty.

Please check with your installer or local water authority if you are connecting to a alternative water supply. A water treatment or water conditioning filter may be necessary.

## **Installation**

The "Platinum Series" should be located and installed in accordance with your licensed plumbers recommendation, but usually in an area so as to minimise pipe runs. Please ensure adequate access for service to the element, thermostat, PTR valve and fittings. Ensure that the specification label is visible. Installation must comply with A.S.3500.4 and any local authority regulations.

# PLATINUM SERIES

## **Combustible Material**

It is recommended not to place combustible material on or adjacent to the water heater.

## **Internal Installation Safe Tray**

For internal (indoor, roof) installations, a safe or drip tray is recommended in accordance with A.S. 3500.4 clause 4.5.3.

## **External Installation**

The unit should be placed on a stand, plinth or concrete base as recommended in accordance with A.S.3500.4 Clause 4.5.3.

## **Electrical Connection**

The "Platinum Series" water heater is designed for single phase 240V.A.C supply only. A.S.3000—(Wiring Code) and local supply authority regulations apply.

Connection for either single or twin element water heaters is made at the terminal location points under the element covers.

Note: Wiring entry to the connection point is made through the standard conduit port adjacent to the bottom element cover. Always install a standard 20mm conduit elbow to the port to ensure conduit support.

The "Platinum Series" water heater is supplied with an electric thermostat. Under no circumstances should the water heater be operated without the thermostat being in circuit.

Replacement should only be undertaken by a qualified electrician.

## **Solar connections**

*\*For the correct connection of solar hot water collectors, refer to Diagrams FIG 7,8,9 and to additional installation instructions supplied with the solar hot water collector.\**

Solar connections are 20mm (3/4") female B.S.P. fittings. Cold flow from Solar is taken from the Mains water inlet by means of a "3-Way" Valve. It is labeled "Solar Flow" and has a 'Sun' symbol with the word "Solar"

The "Solar Hot return" is labeled "Solar Return" and has a 'Sun' symbol with the word 'Solar'. *refer to Diagrams 1 & 2 and to additional installation Solar instructions supplied with the solar hot water collector.\**

## **Platinum Series Centra-Coil**

The *Platinum Series Centra-Coil* uses a lower fixed coil to enable the connection of boilers & central heating systems. These systems may require a header or expansion tank and the addition of water conditioner to prevent scale and rusting, or to enable the use of "Frost-Tec" or equivalent anti freeze liquids in solar systems installed in high frost areas. These are labeled with a 'Coil' symbol.

# PLATINUM SERIES

## **Hydronic Connection**

For the correct connection of boilers & central heating systems, consult with system designer.

*For basic installation Diagrams refer to FIG 2, 3, 4, 5 & 6.*

## **Filling**

Fill the water heater by opening all hot water taps and opening the cold water inlet to allow the water heater to fill and air in the system to be expelled. Close each hot water tap, as the flow becomes free of air. Check all piping for leaks.

Power should not be turned on until the water heater is completely filled with water.

## **Flushing and Draining**

To flush or drain the "Platinum Series" water heater, power must be turned off and then turn off the cold water supply to the water heater. The lever on the PTR valve should be opened but care should be taken so the lever does not snap back as it could damage the valve seat.

If the tank is fitted with a drain cock this allows for easy draining and for periodic flushing of the water heater without piping disconnections at unions, and without the need for re-checking for leaks after reconnection.

If no drain cock is fitted, the union at the cold water inlet, should be undone slowly.

Ensure safe tray drain is connected and in operational condition.

After draining repeat initial filling procedure to refill.

**WARNING: The heater may contain extremely hot water. Exercise caution to prevent scalding.**

## **Warranty Conditions**

1. The system must be installed by a licensed plumber and/or electrician in accordance with these installation instructions; and all relevant statutory and local requirements of the State in which the system is installed.
2. The "Platinum Series" water heater must be operated and maintained in accordance with the instructions supplied.
3. This warranty only applies to the water heater product and does not apply to any additional electrical and/or plumbing parts supplied by the installer.
4. The system is installed in a domestic household.
5. Should this system be installed in a regional location where regular flushing is required due to sediment build-up, then a drain cock for flushing must be fitted at the time of installation. If in doubt consult your plumber.

# PLATINUM SERIES

6. The system is covered for the indicated period from the date of the original purchase. Should a part of the complete water heater component be replaced during this period, only the balance of the original warranty will continue to remain effective.
5. Damage or breakage is not covered by this warranty, and should be added separately to your general household insurance policy.
6. This warranty does not cover the effects of sludge/sediment as a result of connection to a water supply from unfiltered sources i.e. spring, dam, bore, river or other.

## Warranty Exclusions

The following warranty exclusions may cause the system warranty to become void. This may incur a service charge and cost for parts should they become necessary.

1. Where service is required to reconnect the water heater operation due to problems related with abnormal water supply (i.e. high water pressure), faulty plumbing and/or electrical wiring, or major variations in electrical energy supply.
2. Where the system fails due to misuse, accidental damage, flood, acts of God, incorrect installation or unlicensed service repair work attempts.
3. Where system service is required due to the non-conformance with this warranty's recommended maintenance in certain water quality conditions.
4. Claims for damage to walls foundations (outside), furnishings (inside), roofs or other losses, directly or indirectly due to leakage from

7. Where water stored in the cylinder exceeds the following levels:

**Total dissolved solids:**

**600 mg / litre or p.p.m**

**Total hardness:**

**300 mg / litre or p.p.m**

**Chloride:**

**300 mg / litre or p.p.m**

**Magnesium :**

**10 mg / litre or p.p.m**

**Sodium:**

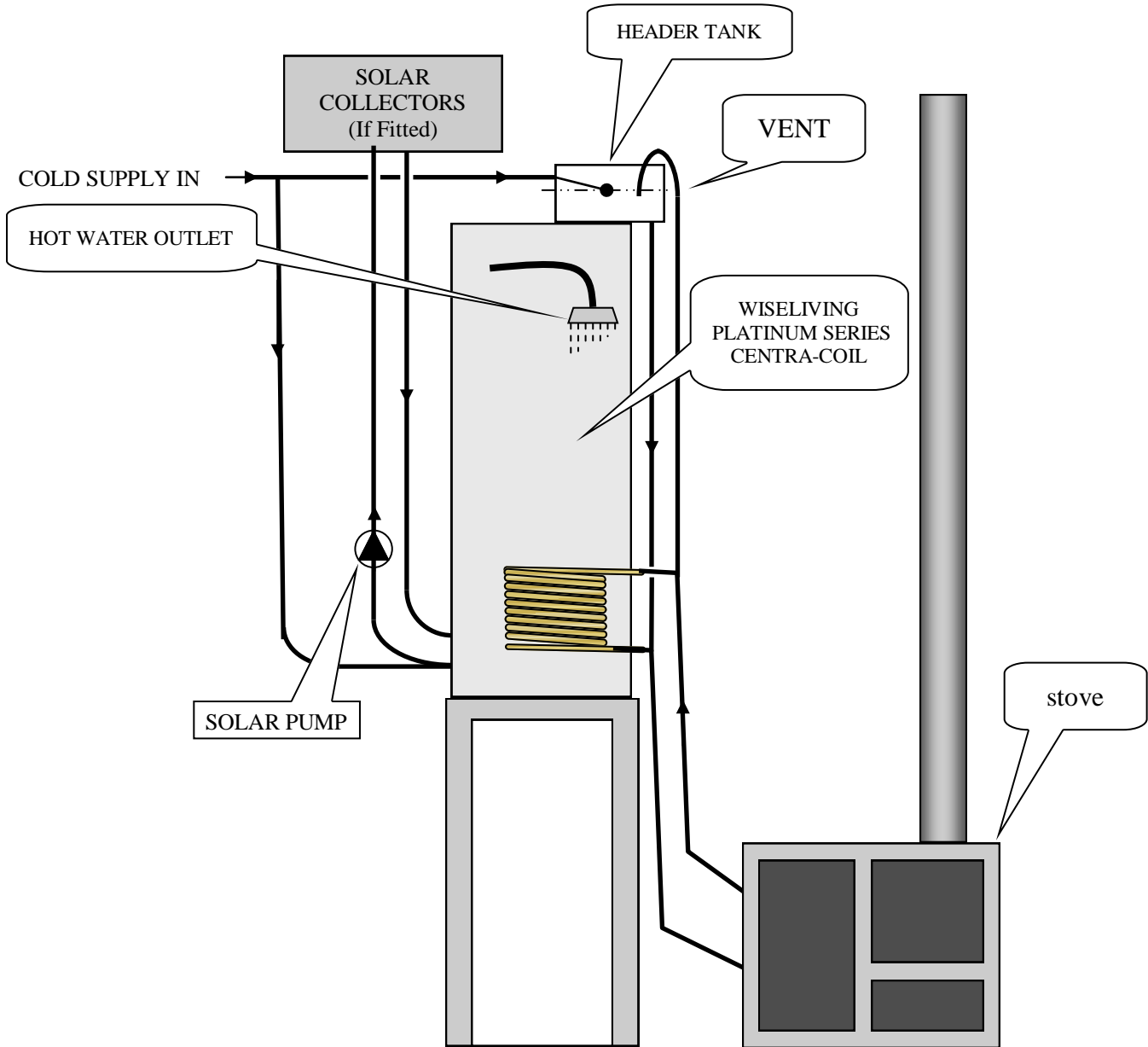
**150 mg / litre or p.p.m**

**pH:**

**Min 6.5 and Max 8.5**

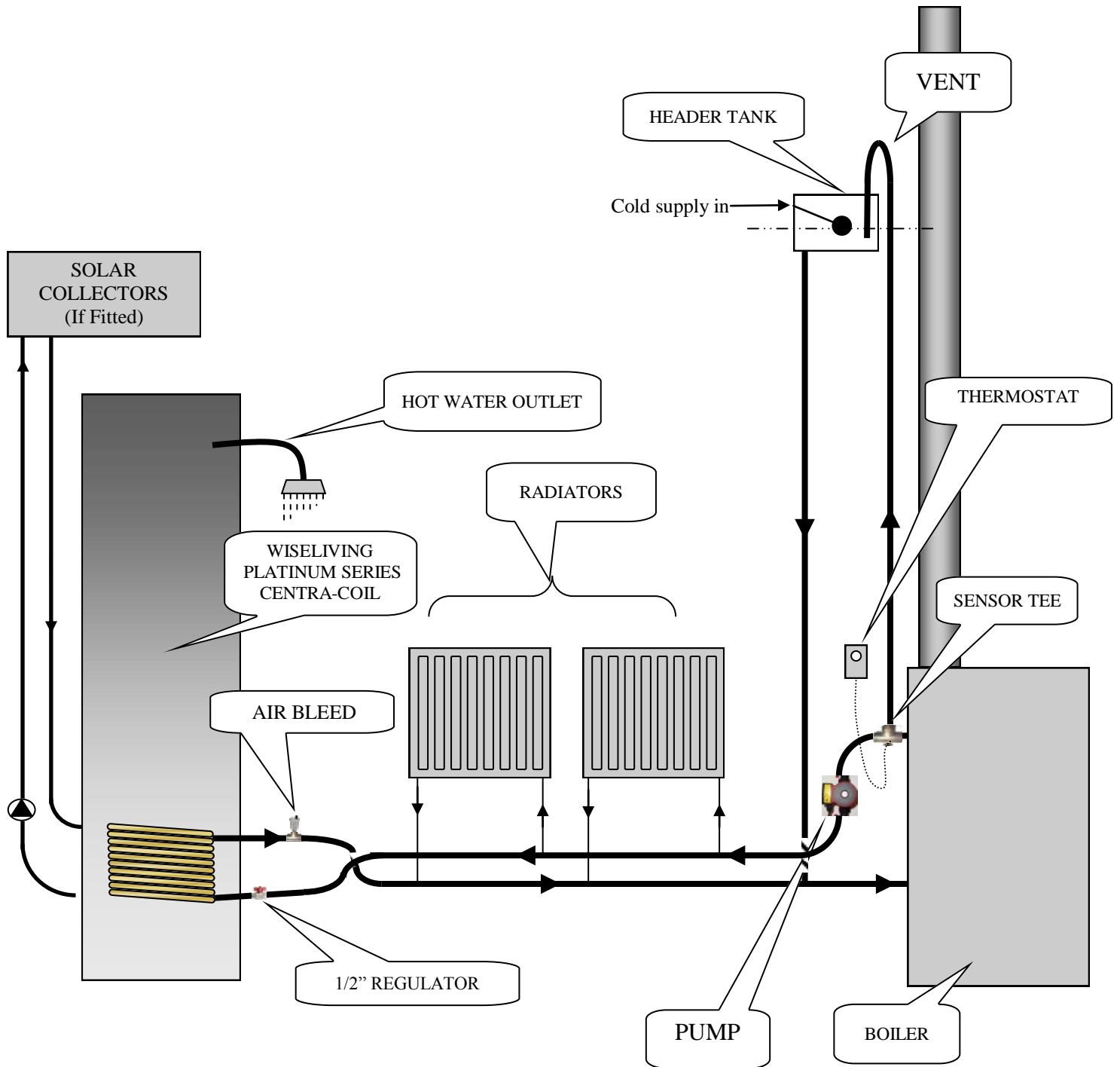


**CENTRA-COIL CONNECTED TO COMBUSTION STOVE**  
**PLEASE CONSULT WITH SYSTEM DESIGNER FOR SPECIFIC INSTALLATION REQUIREMENTS**



*FIG 2.*

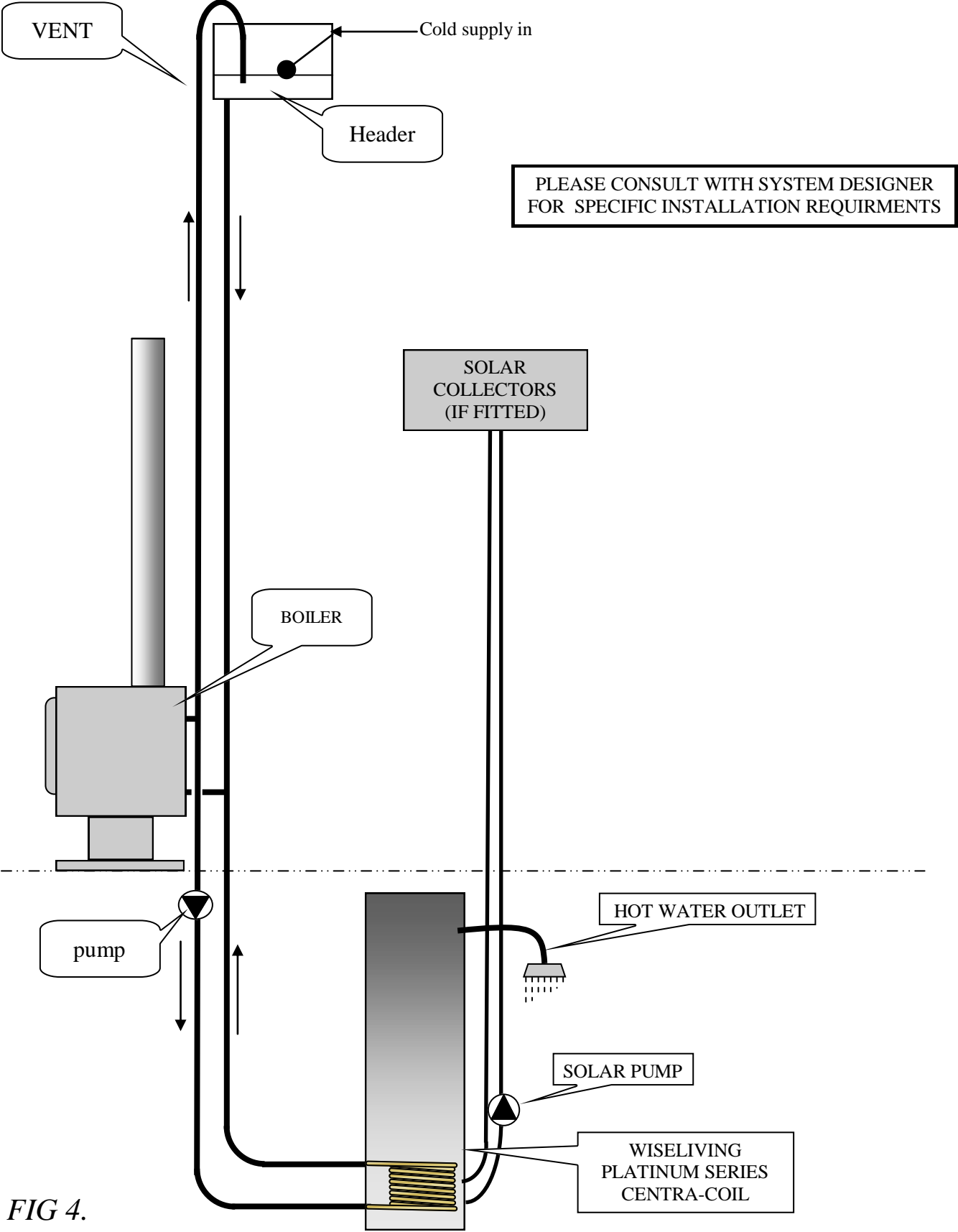
**CENTRA-COIL HYDRONIC INSTALLATION WITH WOOD BOILER**  
**PLEASE CONSULT WITH SYSTEM DESIGNER FOR SPECIFIC INSTALLATION REQUIREMENTS**



PLEASE CONSULT WITH SYSTEM DESIGNER  
 FOR SPECIFIC INSTALLATION REQUIREMENTS

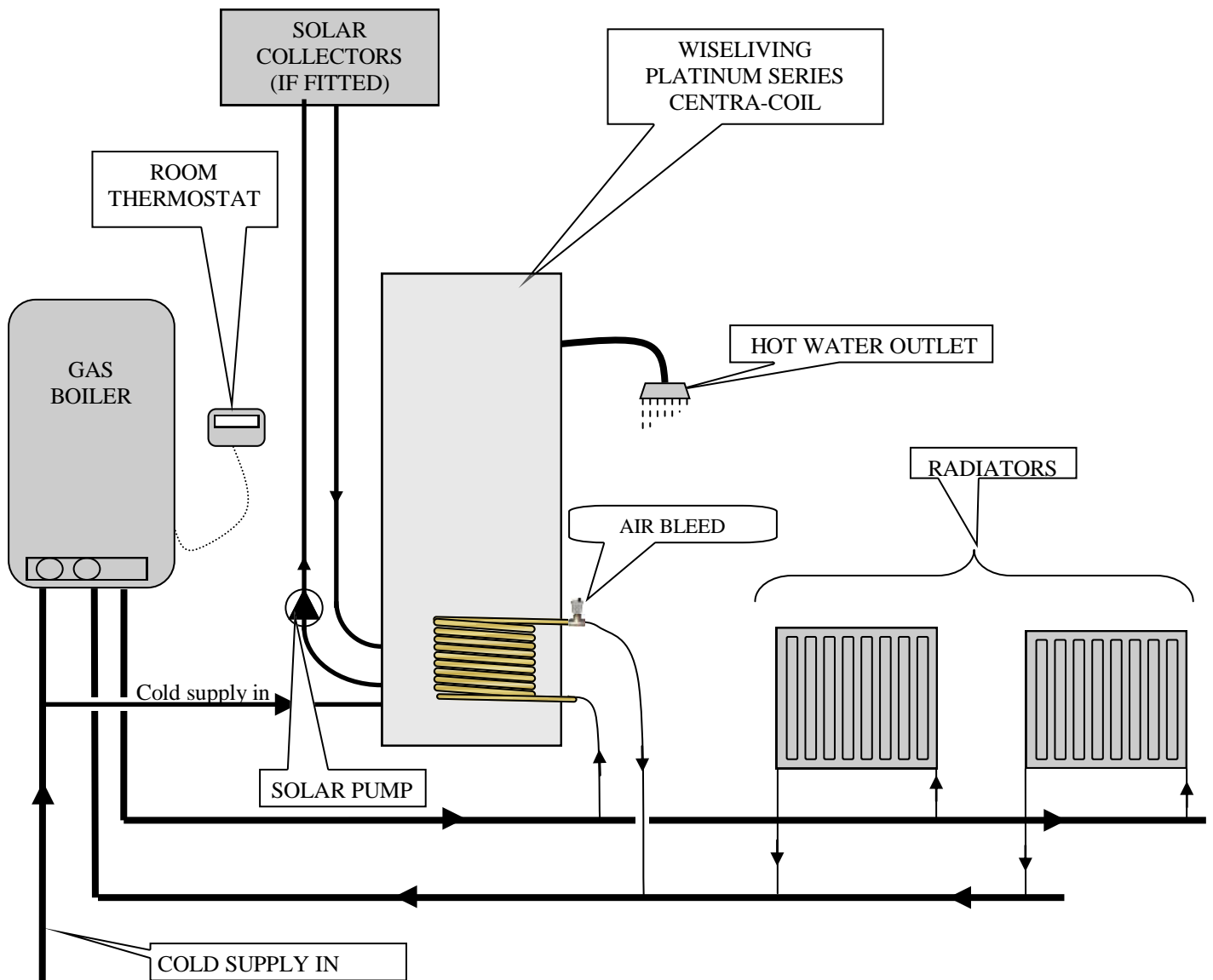
*FIG 3.*

**CENTRA-COIL INSTALLATION BELOW LEVEL OR LEVEL WITH WOOD BOILER**  
**PLEASE CONSULT WITH SYSTEM DESIGNER FOR SPECIFIC INSTALLATION REQUIREMENTS**



**FIG 4.**

**CENTRA-COIL HYDRONIC INSTALLATION WITH GAS BOILER**  
 (ELIMINATES NEED FOR COMBINATION BOILER)  
 PLEASE CONSULT WITH SYSTEM DESIGNER FOR SPECIFIC INSTALLATION REQUIREMENTS



*FIG 5.*

CENTRA- COIL HOT WATER BOOSTED BY GAS HYDRONICS VIA  
DIVERSION VALVE

(ELIMINATES NEED FOR COMBINATION BOILER)

PLEASE CONSULT WITH SYSTEM DESIGNER FOR SPECIFIC INSTALLATION REQUIRMENTS

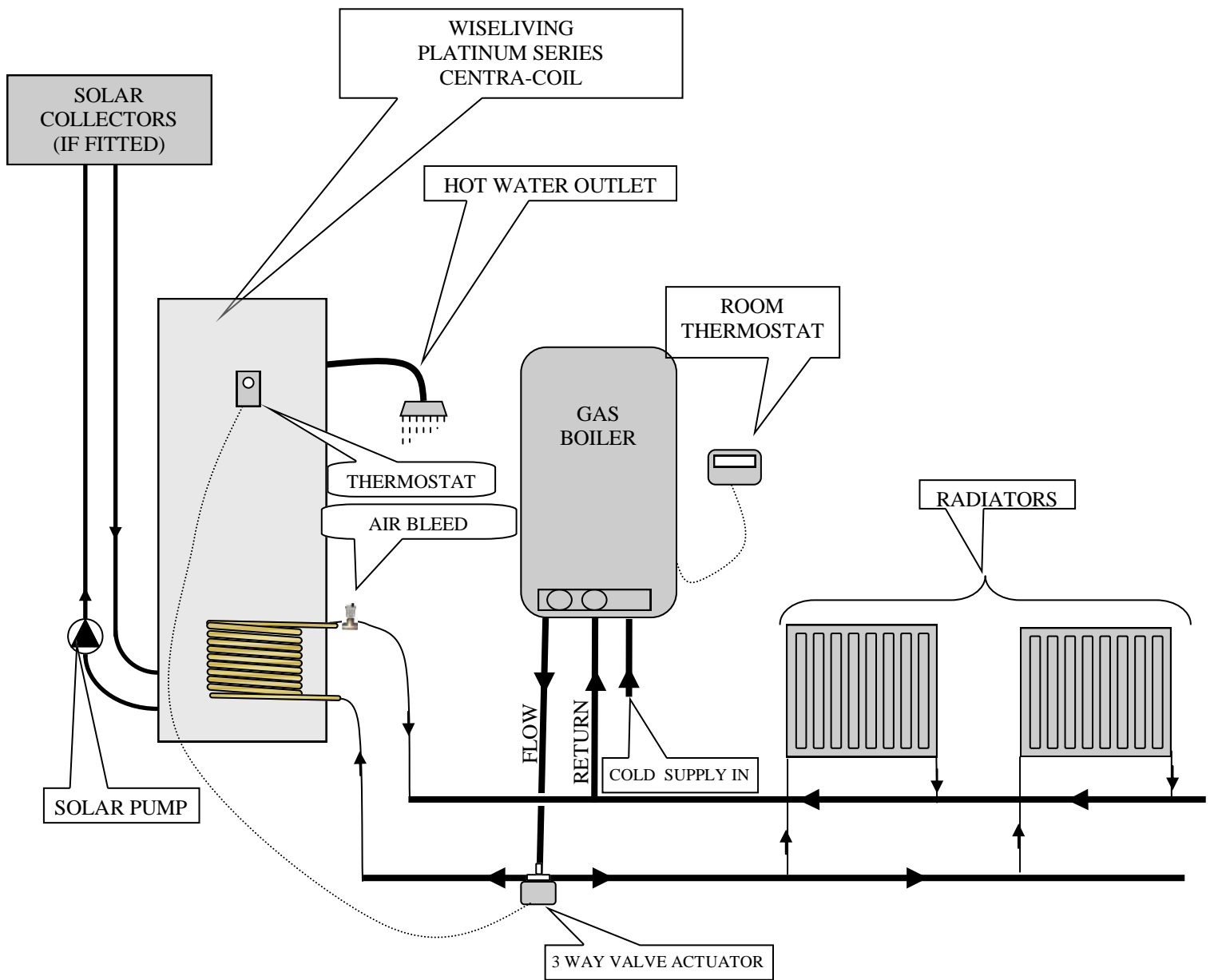
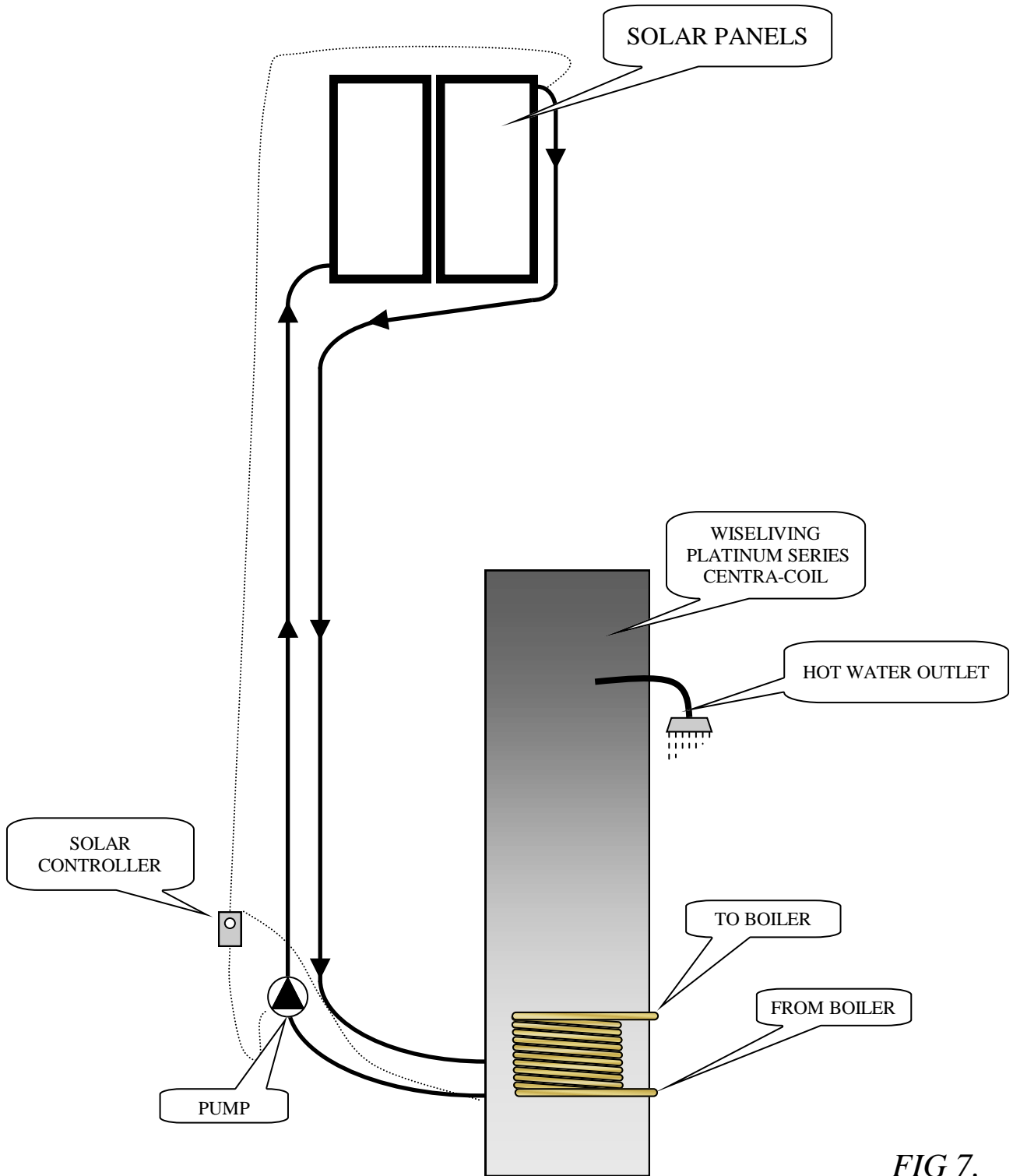


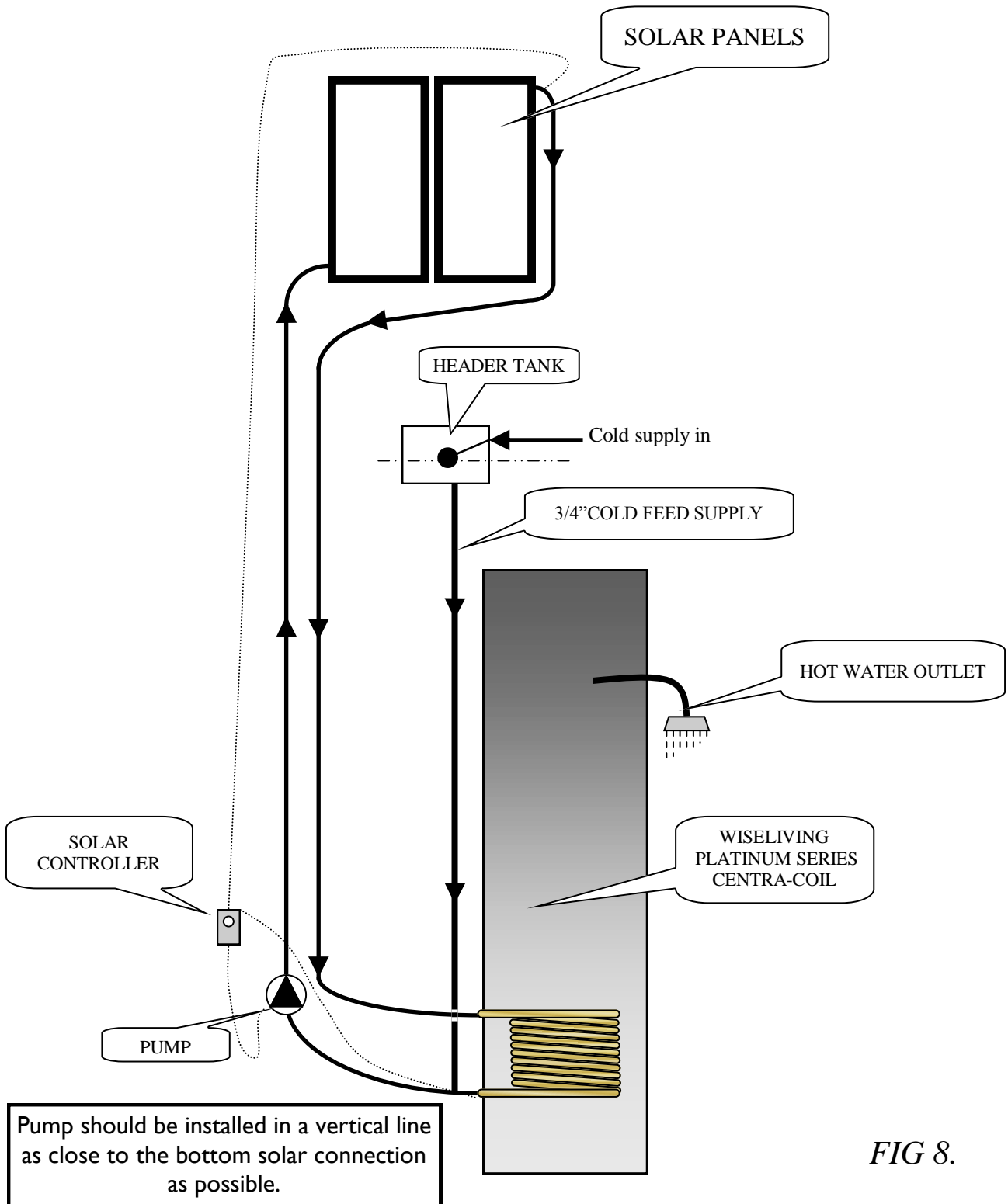
FIG 6.

**SOLAR INSTALLATION USING DIRECT CONNECTION TO SOLAR OUTLETS**  
**PLEASE REFER TO ADDITIONAL SOLAR INSTUCTION MANUAL**  
**FOR SPECIFIC INSTALLATION REQUIRMENTS**



*FIG 7.*

**CENTRA-COIL “DRAIN DOWN” SOLAR INSTALLATION**  
**PLEASE REFER TO ADDITIONAL SOLAR INSTUCTION MANUAL**  
**FOR SPECIFIC INSTALLATION REQUIRMENTS**



*FIG 8.*

CENTRA-COIL "FROST-TEC" SOLAR INSTALLATION  
PLEASE REFER TO ADDITIONAL SOLAR INSTUCTION MANUAL  
FOR SPECIFIC INSTALLATION REQUIRMENTS

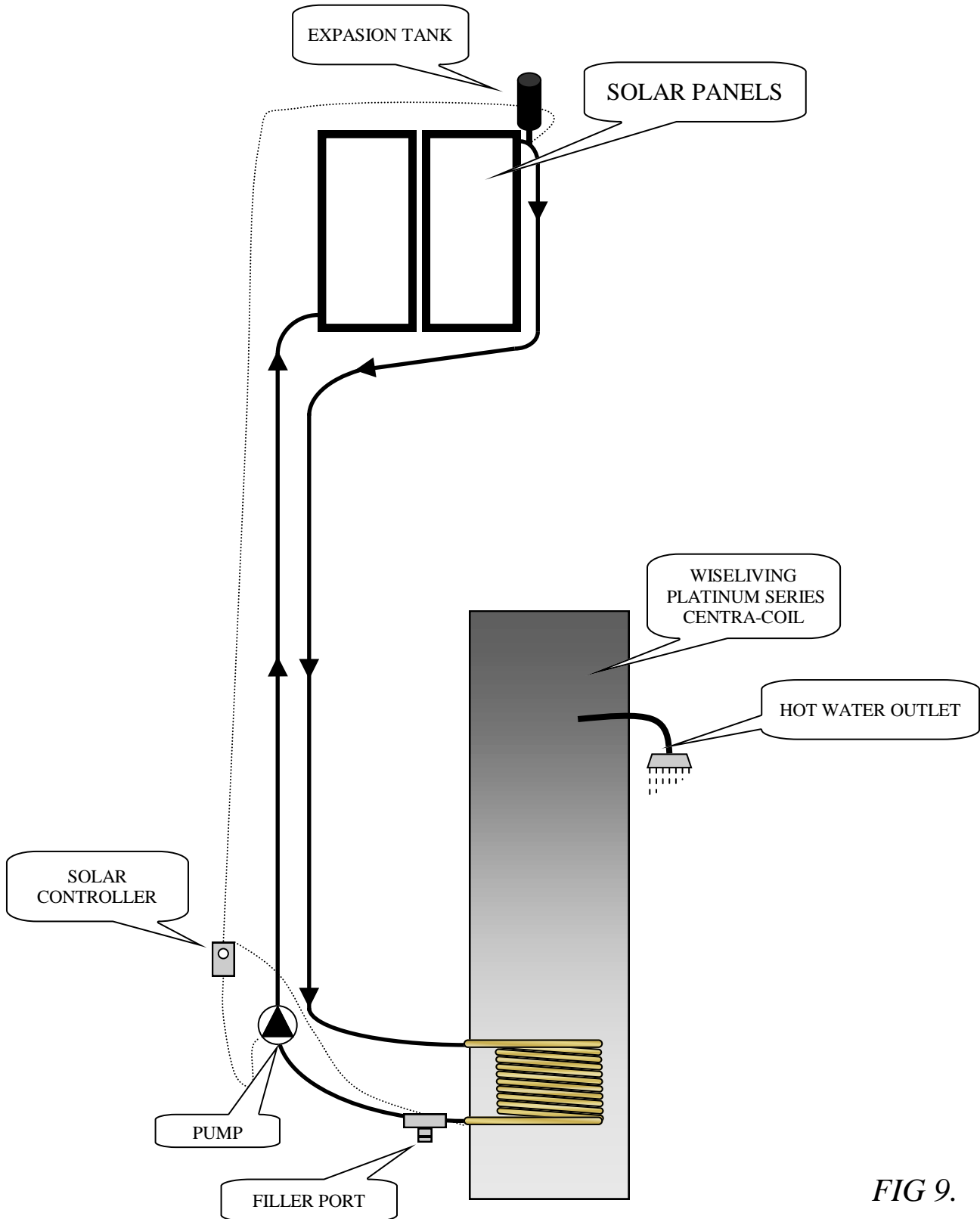


FIG 9.



# PLATINUM SERIES

## WARNING

1. Do not operate without the thermostat and non resetting thermal cut out in circuit.
2. The combination pressure and temperature relief valve should be opened six (6) monthly and replaced not exceeding 5 years or more frequently in areas where there is high incidence of water deposits. If the PTR valve does not discharge water freely when the easing lever is opened, the valve should be checked by qualified service person or plumber.  
**Note: The hot water heater MUST be fitted with a approved 500kpa pressure limiting valve to the cold water inlet. Failure to fit devices will void warranty.**
3. The pressure relief valve and associated drain outlet pipe must not be sealed or blocked.
4. Warranty may be void if connected to Bore or Spring water. Hot water heater for use with reticulated water supply.
5. The Appliance is not intended for use by young children or infirm persons without supervision.
6. Young children should be supervised to ensure that they do not play with the appliance.

## OPERATING AND INSTALLATION INSTRUCTIONS

WATER HEATER MAY ONLY BE INSTALLED BY AUTHORISED TRADES PERSON  
A supply disconnection device with air gap separation is required in the fixed wiring.

**DANGER: The operation of the thermal cut-out indicates a possible dangerous situation. DO NOT reset the thermal cut-out until the water heater has been serviced by a qualified person.**

The water heater may drip small quantities of water from the PTR valve - this is normal during normal operation.

The PTR valve is to be operated regularly to remove any deposits and verify it is not blocked

The water heater is supplied with a 700kpa pressure and temperature relief valve (PTR)  
The water heater is manufactured with a PTR connection Labelled "PTR" . PTR Valve should be fitted to this connection. When PTR is fitted , a discharge pipe must be fitted in a continuous downwards direction ensuring protection from frost free ambient temperature.

A pressure limiting valve is required to be fitted on the incoming cold water supply.  
Failure to fit this device **will void** warranty.

**DANGER: Failure to operate the relief valve at least once every six (6) months may result in the water heater exploding. Continuous leaking from valve may indicate a problem with water heater. Call a qualified service person.**

# PLATINUM SERIES

## **PLEASE NOTE:**

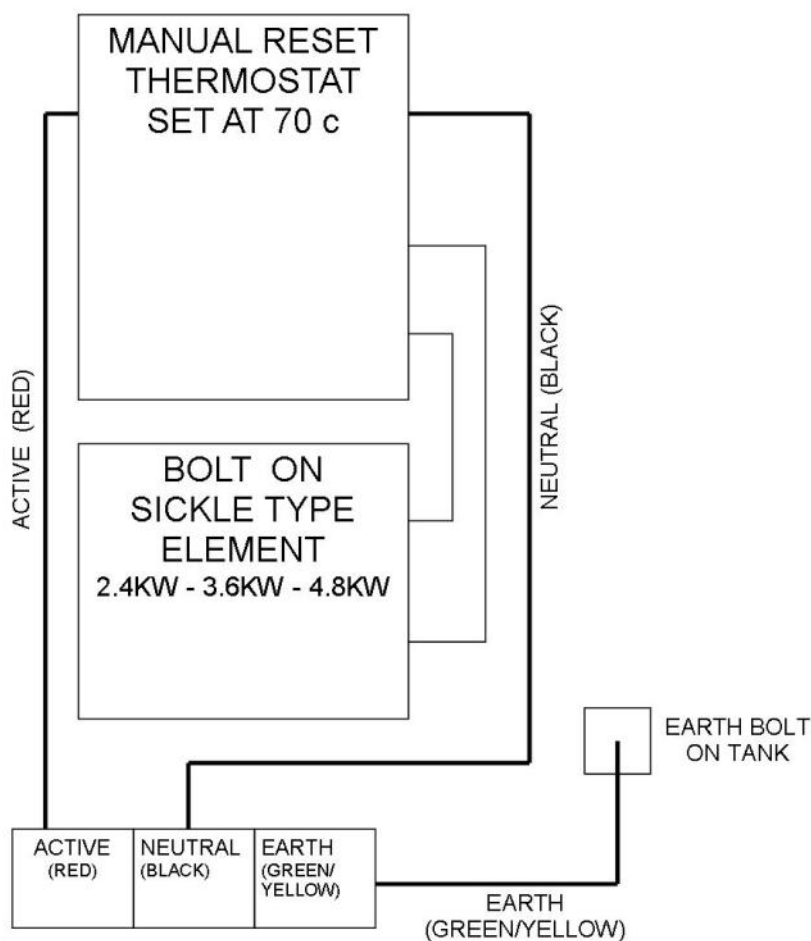
**All systems and heaters have been designed and tested to provide trouble free hot water for many years providing they are installed correctly.**

**Most problems relating to the functioning of the solar / hydronic system and hot water heater are related to incorrect installation.**

**As the manufacturer we have no control over installation and therefore cannot take any responsibility for incorrect installations. Warranties only extend to faulty product and do not cover the installation.**

**We at Wise Living Products are happy to work with your licensed plumber to overcome installation problems that may arise.**

## WIRING SCHEMATIC



# PLATINUM SERIES

## Warranty Registration Form—P-R

Owners Name: \_\_\_\_\_

Installation Address: \_\_\_\_\_

Town: \_\_\_\_\_ State: \_\_\_\_\_ PC: \_\_\_\_\_

Phone Number (\_\_\_\_) \_\_\_\_\_

Date Purchased: \_\_\_\_/\_\_\_\_/\_\_\_\_

Installation Date: \_\_\_\_/\_\_\_\_/\_\_\_\_

Serial Number: \_\_\_\_\_

### **Installed By**

Plumber: \_\_\_\_\_

License Number: \_\_\_\_\_

Phone Number (\_\_\_\_) \_\_\_\_\_

Electrician: \_\_\_\_\_

License Number: \_\_\_\_\_

Phone Number (\_\_\_\_) \_\_\_\_\_

Please retain a copy of this information  
(Area supplied on previous page)

Post this form to:  
Wise Living Products  
PO Box 565  
ALBURY NSW 2640

Ph: 02 6040 6666 Fax: 02 6040 6667  
Email: [info@wiseliving.com.au](mailto:info@wiseliving.com.au)

~ Cut here ~





Place  
Stamp  
Here

PO BOX 565  
ALBURY NSW 2640

# PLATINUM SERIES

RETAIN THIS INFORMATION FOR YOUR RECORDS.  
RECORD THE DATE THAT THE WARRANTY CARD WAS

POSTED:

Owners Name: \_\_\_\_\_

Installation Address: \_\_\_\_\_

Town: \_\_\_\_\_ State: \_\_\_\_\_ PC: \_\_\_\_\_

Date Purchased: \_\_\_\_\_ / \_\_\_\_\_ / \_\_\_\_\_ Installation Date: \_\_\_\_\_ / \_\_\_\_\_ / \_\_\_\_\_

Serial Number: \_\_\_\_\_

## **Installed By**

Plumber: \_\_\_\_\_

License Number: \_\_\_\_\_

Address: \_\_\_\_\_

Ph Number: \_\_\_\_\_

Electrician: \_\_\_\_\_

License Number: \_\_\_\_\_

## **WARRANTY**

Wise Living Products warrants their hot water storage tanks to be free from defects in materials and workmanship and under normal use and service in accordance with the attached installation and operating instructions and within 5 years from the date of original purchase on the terms herein shall repair or replace without cost to the original customer any part thereof which shall be returned to our factory or designated agent, transportation charges prepaid and which our inspection shows to be thus defective.

This warranty does not apply to discolouration of the surface or tarnishing of fittings, all of which require normal service to maintain them.

Wise Living Products warrants the Electric Elements, Thermostats, and where supplied Pressure Temperature Relief Valves, Anti Reverse Circulation Valves, Pumps and Controllers, to be free from defects in materials and workmanship and under normal use and service in accordance with the attached installation and operating instructions and within 12 months from the date of original installation on the terms herein shall repair or replace without cost to the original customer any part thereof which shall be returned to our factory or designated agent, transportation charges prepaid and which our inspection shows to be thus defective. All valves, pumps and controllers require normal service to maintain them.

Under the terms of this warranty, Wise Living assumes no responsibility for the labour costs involved in removing or replacing the above items, nor shall Wise Living be liable for any injury, loss or damage (direct, indirect or consequential) arising out of the use or inability to use the product or its removal and replacement. All other Warranties expressed or implied are excluded to the extent possible at Law. Consumers also have rights under relevant State, Commonwealth and Federal Laws.

The retailers do not have authority to alter this warranty.

E&OE

WISE LIVING  
**HYDRONIC HEATING**



## “Sophel”

*Combination Boiler / Glass Front Heater*

*Open Fire Place Insert*

**“PURE HEATING PLEASURE”**


### *Sophel*

The *Sophel* range of hydronic heating boilers are true to the “wise living” philosophy of all Dynamic series boilers.

The *Sophel* combines the ambience of a super large glass front heater with the flickering flames of a real log fire and the wonderful even warmth that only wood fired **hydronic heating** can provide.

This combined with the cost savings gained through the burning of natural renewable fire wood - an important consideration with renewable energy playing such a vital role in today’s world. It is worth noting that fire wood is also considered to be green house neutral.





# "TUSCANY"

## GARDEN OVEN

THE "TUSCANY" HAS BEEN DESIGNED AND MANUFACTURED BY THE MAKERS OF "THERMALUX" COOKERS AND RANGES. AUSTRALIA'S FOREMOST COMBUSTION STOVE MANUFACTURER.

THE MANY YEARS OF SPECIALIZED KNOWLEDGE GAINED IN PRODUCING THE LARGEST RANGE OF COMBUSTION COOKERS AND BOILERS ON THE MARKET TODAY, HAS ENABLED METAL DYNAMICS TO PRODUCE AN ELEGANT GARDEN OVEN WHICH IS EXTREMELY VERSATILE.

METAL DYNAMICS ARE RENOWNED FOR THEIR WORLD CLASS COOKERS AND THE "TUSCANY" IS NO EXCEPTION. THE "TUSCANY" IS A HIGH QUALITY SUPER EFFICIENT GARDEN OVEN CAPABLE OF PROVIDING RESULTS WHICH ARE THE EQUAL OF THEIR MORE EXPENSIVE STABLE MATES.


A CLEVER SMOKE BYPASS CONTROL ALLOWS THE "TUSCANY" TO BE USED AS A 'CONVENTIONAL' OVEN, FOR COOKING DELICIOUS BREAD, BISCUITS, CAKES, PASTRY AND ROAST MEATS. THE "TUSCANY" CAN ALSO BE USED AS A 'SMOKING' OVEN, FOR SENSATIONAL PIZZA, SPECIAL BREADS, SMOKED FISH, MEATS AND SAVOURIES. YOU CAN LET YOUR IMAGINATION RUN WILD AND EXPERIMENT TO YOUR HEARTS DELIGHT. RELAX AROUND YOUR "TUSCANY" GARDEN OVEN, ENJOYING SENSATIONAL FOOD WITH FAMILY AND FRIENDS.



### "LE DOLCE VITA" (THE GOOD LIFE)

THE "TUSCANY" IS SUPPLIED WITH ITS OWN PIZZA SHOVEL, FIREBOX RAKE, CHROME OVEN RACK AND COMPLIMENTARY HEAT BEADS AND FIRE LIGHTERS.

GARDEN OVEN DIMENSIONS:	550mm W x 480mm D x 570mm H
OVEN INTERNAL DIMENSIONS:	400mm W x 470mm D x 320mm H
TROLLEY - STAND DIMENSIONS:	1480mm W x 480mm D x 900mm H
CABINET INTERNAL DIMENSIONS:	530mm W x 450mm D x 650mm H
RECOMMENDED FLUE SIZE:	150mm DIAMETER x 1800mm MIN. LENGTH
CLEARANCES TO COMBUSTIBLES:	REAR 150mm ; SIDE 100mm





Australian Owned Company

Solar-Mio

Solar-Mio

Solar-Mio

Solar-Mio

Solar-Mio

Solar-Mio

Solar-Mio

Solar-Mio

Solar-Mio

Solar-Mio

Solar-Mio

Solar-Mio

Solar-Mio

The Wise Living Group  
Respect for People and the Environment

INCORPORATING  
SOLAR MIO ~METAL DYNAMICS~THERMALUX  
PO BOX 565 ALBURY NSW 2640  
AUSTRALIA

[www.wiseliving.com.au](http://www.wiseliving.com.au)

PHONE (02)6040 6666 FAX (02)6040 6667

**Solar Hot Water**  
**The Clever Solar System**

